
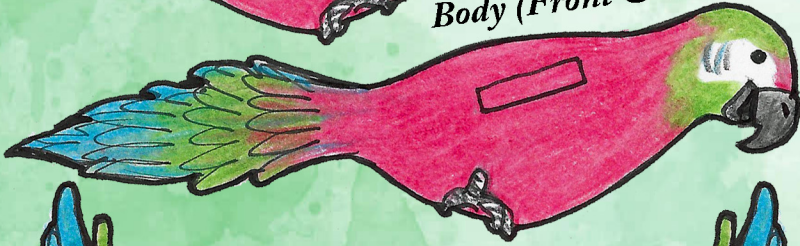
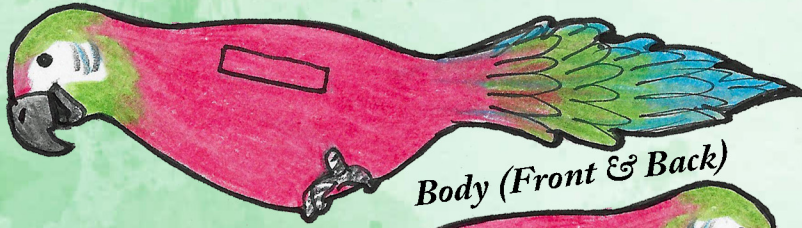


The Critter Zone: *A Fine Feathered Friend for You*

Directions:

1. Cut out all pieces.
2. Glue both sides of each wing together.
3. Glue both sides of the body together.
4. Fold tabs on wings, and glue onto the bird's body where indicated.
5. Use tape, string, or elastic to attach bird wherever you like (on Grace's arm, hat, or anywhere you like!)



Use these signs to decorate your "Critter Zone"

**WILDLIFE
SANCTUARY**



PLEASE HELP
PROTECT
OUR ANIMALS
& PLANTS